


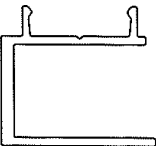

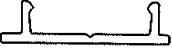
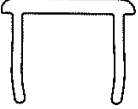
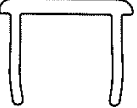
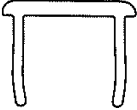
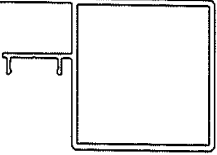


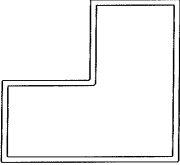
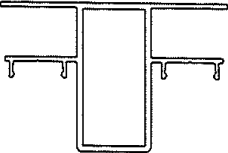
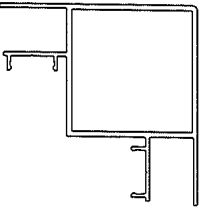
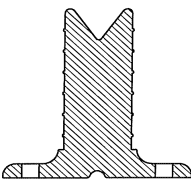
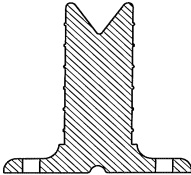
Slat Fencing / Privacy Screen Products

Products	Description / Colours	Information/ Lengths m	kg/m	A.P.	Product/ order code
	Slat 65x16x1.2				Available In Stock
	Timber Finishes	6.5	0.496	0.16	SLAT WRC 65x16x6.5
	Mill Finish	6.5	0.496	0.16	SLAT 65x16x6.5 MF
	Standard PC	6.5	0.496	0.16	SLAT PC 65x16x6.5
	Slat 100x16x1.4				5 day lead
	Timber Finishes	6.5	0.844	0.23	SLAT WRC 65x16x6.5
	Mill Finish	6.5	0.844	0.23	SLAT 65x16x6.5 MF
	Standard PC	6.5	0.844	0.23	SLAT PC 65x16x6.5
	Slat 38x16x1.2				5 day lead
	Timber Finishes	6.5	0.322	0.1	SLAT WRC 38x16x6.5
	Mill Finish	6.5	0.322	0.1	SLAT 38x16x6.5 MF
	Standard PC	6.5	0.322	0.1	SLAT PC 38x16x6.5
	Concealed fix Channel	Suits Slats, cast angle brackets & Infills Cover - WE0000653			Available In Stock
	Timber Finishes	6.5	0.335	0.16	CF Channel WRC
	Mill Finish	6.5	0.335	0.16	CF Channel MF
	Standard PC	6.5	0.335	0.16	CF Cover PC
	Concealed Fix Cover / Base for Midrail				Available In Stock
	Timber Finishes	6.5	0.212	0.12	CF Cover WRC
	Mill Finish	6.5	0.212	0.12	CF Cover MF
	Standard PC	6.5	0.212	0.12	CF Cover PC

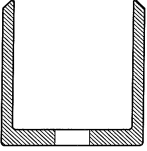
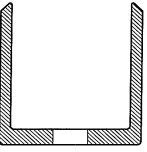
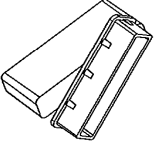
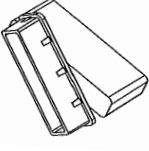
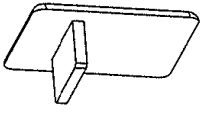
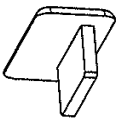

Slat Fencing / Privacy Screen Products

Products	Description / Colours	Information/ Lengths m	kg/m	A.P.	Product/ order code
	Concealed fix cover infill				5 day lead
	Timber Finishes	6.5	0.131	0.100	CF Cover Infill WRC
	Mill Finish	6.5	0.131	0.100	CF Cover Infill MF
	Standard PC	6.5	0.131	0.100	CF Cover Infill PC
	Channel Infill full length				5 day lead
	Timber Finishes	6.5	0.252	0.1	CF CH Infill WRC
	Mill Finish	6.5	0.252	0.1	CF CH Infill MF
	Standard PC	6.5	0.252	0.1	CH CH Infill PC
	Channel Infill cut to 9.5mm - Bags of 100				Available In Stock
	Timber Finishes	Bags of 100 pcs			SPACER 9.5mm WRC
	Mill Finish	Bags of 100 pcs			SPACER 9.5mm MF
	Channel Infill cut to 20mm - Bags of 100				Available In Stock
	Timber Finishes	Bags of 100 pcs			SPACER 20mm WRC
	Mill Finish	Bags of 100 pcs			SPACER 20mm MF
	50mm Gate post				Available In Stock
	Timber Finishes	6.5	1.272	0.32	CF Gate Post WRC
	Mill Finish	6.5	1.272	0.32	CF Gate Post MF
	Standard PC	6.5	1.272	0.32	CF Gate Post PC

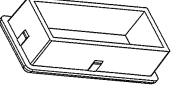

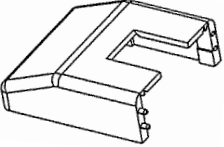

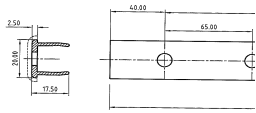
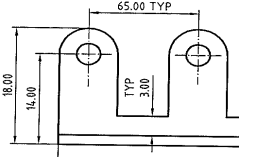
Slat Fencing / Privacy Screen Products

Products	Description / Colours	Information/ Lengths m	kg/m	A.P.	Price length / Each + GST
	50mm Gate Cornerstake				<i>Available In Stock</i>
	Mill Finish Only	Each			CF GATE CORNER
		(sold in boxes of 30)			
	Centre Post				<i>Available In Stock</i>
	Timber Finishes	6.5	1.241	0.39	CF Centor Post WRC
	Mill Finish	6.5	1.241	0.39	CF Centre Post MF
	Standard PC	6.5	1.241	0.39	CF Centre Post PC
	Corner post				<i>Available In Stock</i>
	Timber Finishes	6.5	1.514	0.44	CF Corner Post WRC
	Mill Finish	6.5	1.514	0.44	CF Corner Post MF
	Standard PC	6.5	1.514	0.44	CF Corner Post PC
	Heavy Spigot - Cut to 45mm				<i>Available In Stock</i>
	Powder Coated Black	Each			SPIGOT 45mm BLK
	Mill Finish	Each			SPIGOT 45mm MF
	Heavy Spigot - Cut to 20mm				<i>Available In Stock</i>
	Powder Coated Black	Each			SPIGOT 20mm BLK
	Mill Finish	Each			SPIGOT 20mm MF

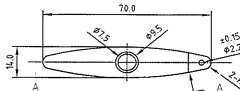


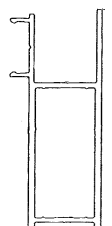
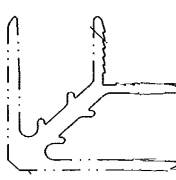
Slat Fencing / Privacy Screen Products

Products	Description / Colours	Information/ Lengths m	kg/m	A.P.	Price length / Each + GST
	Concealed channel fixing bolt to concrete Cut to 45mm				Available In Stock
	Mill Finish Only	Each			Concealed foot 45mm
	Concealed channel fixing bolt to concrete Cut to 20mm				Available In Stock
	Mill Finish Only	Each			Concealed foot 20mm
	Cast Angle Bracket Left side to louvre fix 65mm Slat				Available In Stock
	Powder Coated Black	Each			CF Angle Bracket L BLK
	Mill Finish	Each			CF Angle Bracket L MF
	Cast Angle Bracket Right side to louvre fix 65mm Slat				Available In Stock
	Powder Coated Black	Each			CF Angle Bracket R BLK
	Mill Finish	Each			CF Angle Bracket R MF
	Small channel cover Black Plastic end cap				Available In Stock
	Black Plastic	Each			CF Cover PLASTIC BLK
	Small midrail cover Black Plastic end cap				Available In Stock
	Black Plastic	Each			CF Cover MR BLK
	50mm Square Black Plastic end cap				Available In Stock
	Black Plastic	Each			Plastic cap 50sq BLK

Slat Fencing / Privacy Screen Products

Products	Description / Colours	Information/ Lengths m	kg/m	A.P.	Price length / Each + GST
	50x25mm Square Black Plastic end cap				Available In Stock
	Black Plastic	Each			Plastic cap 50x25 BLK
	Square hollow 50x3				Available In Stock
	Timber Finishes	6.5	1.528	0.200	SQH 50x3 WRC
	Mill Finish	6.5	1.528	0.200	SQH 50x3 MF
	Standard PC	6.5	1.528	0.200	SQH 50x3 PC
	2 Piece Plastic Foot Cover for Spigots (Adjustable opening)				Available In Stock
	Black Plastic	Each			Spigot Cover Plastic
	Eliptical Louvre 70mm				Available In Stock
	Timber Finishes	6.5	0.581	0.15	ADJ Louver 70x6.5 WRC
	Mill Finish	6.5	0.581	0.15	ADJ Louver 70x6.5 MF
	Pre punched Infill for operable Louvre				Available In Stock
	Timber Finishes	3.98			ADJ Punch Infill WRC
	Mill Finish	3.98			ADJ Punch Infill MF
	Fabricated handle for operable Louvre				Available In Stock
	Timber Finishes	3.908			ADJ Louver Handle WRC
	Mill Finish	3.908			ADJ Louver Handle MF

Slat Fencing / Privacy Screen Products

Products	Description / Colours	Information/ Lengths m	kg/m	A.P.	Price length / Each + GST
	Spring loaded end cap for operable Louvre (Adjustable opening)				Available In Stock
	Black Plastic	Bag of 10 pcs complete with screws			ADJ Louver Spring end
	Cast Angle Bracket Left side to louvre fix 70mm Elliptical Louvre				Available In Stock
	Powder Coated Black	Each			Louver 70mm Fixed L BLK
	Cast Angle Bracket Right side to louvre fix 70mm Elliptical Louvre				Available In Stock
	Powder Coated Black	Each			Louver 70mm Fixed R BLK
	Light Duty Gate Frame (uses security door corners)				Available In Stock
	Timber Finishes	6.5	0.826	0.26	LD Gate Frame WRC
	Mill Finish	6.5	0.826	0.26	LD Gate Frame MF
	Corner stake				Available In Stock
	Mill Finish Only	Each			Door Corner Stake

